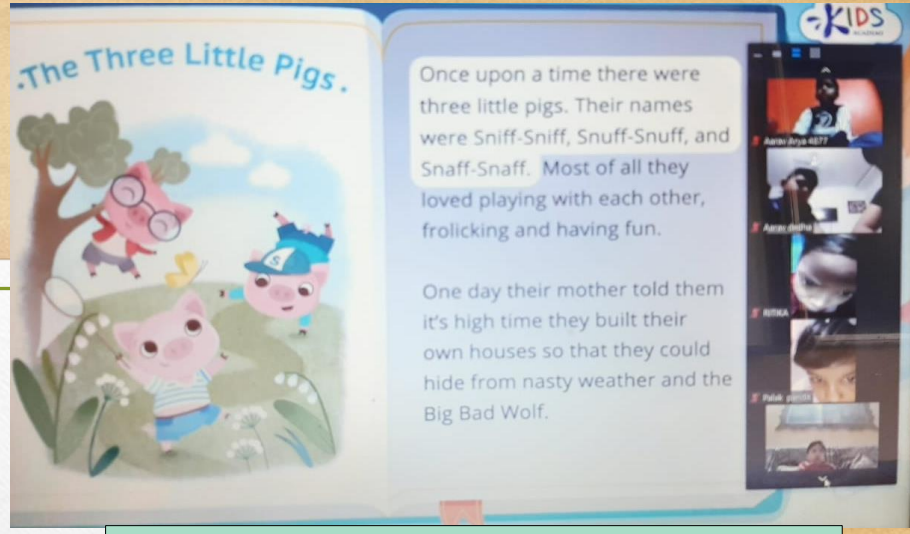


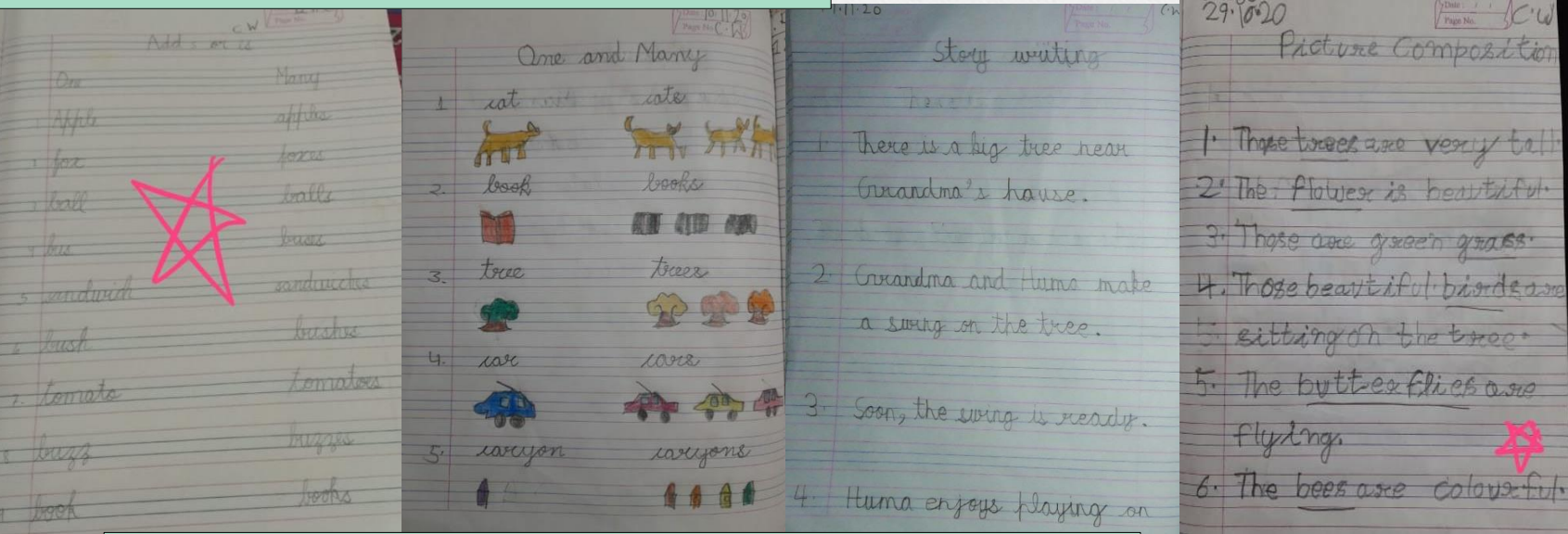
Class 1
November Newsletter



The little helpers – all set to take the world in their stride



Learning all about story sequencing



Little minds at work – learning new concepts with zeal

Community Helpers

are friends who keep us safe, healthy, well-fed and educated



AIZA REHMAN
1 C



AARAV YADAV
1 D



AYUSHMAN THAKUR
1 E

- A fun and easy way to identify the tools that are used by different community helpers
- Helps to build vocabulary and develops critical skills

Flower Multiplication Tables

These fun flower shaped multiplication tables are a great way to encourage children to learn tables

Akshat 1A

T.Gauravh
1 D

Ayushman 1E

Shaurya 1-B

Aiza 1-C

Vidyut 1-B

Avyaan 1-C

Yakshit 1A

H.Harsheetha 1B

Aditya N Kumar

Aradhya Gupta

Shiven 1-C





आओ त्यौहार मनाए



• यह गतिविधि कक्षा-१ के छात्रों द्वारा बड़े उत्साह से की गई।


• छात्रों ने इस गतिविधि में अपने पसंद के त्यौहार के वस्त्र धारण किए और अपने पसंद के त्यौहार के बारे में वाक्य बोल कर सुनाए।

• इस गतिविधि के द्वारा छात्रों का आत्मविश्वास बढ़ा तथा उनकी मौखिक अभिवक्ति का विकास हुआ।



Learning Gratitude

- Keeping in mind to have mindfulness, students made beautiful 'gratitude flower' in their life skills session.
- They learnt to be thankful to all people.
- They came out with beautiful ideas and amazing art.



This Diwali let's make it Eco-Friendly!

Children of class 1 made 'Diyas' using flour dough and motivated their family members to celebrate eco-friendly Diwali using eco-friendly material.



A. VIVAAN
1 C



AVYAAN
1 C



ARADHYA
GUPTA 1 D




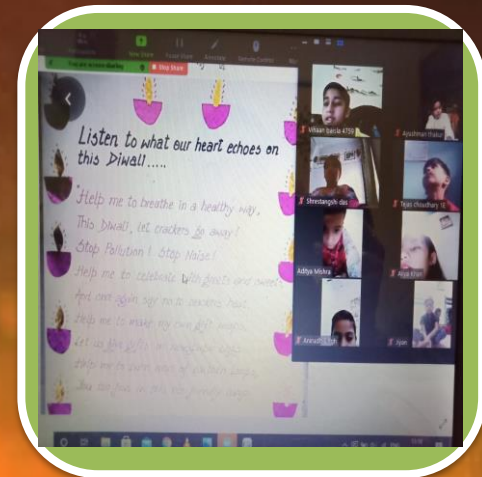
VIHAAN
1 E

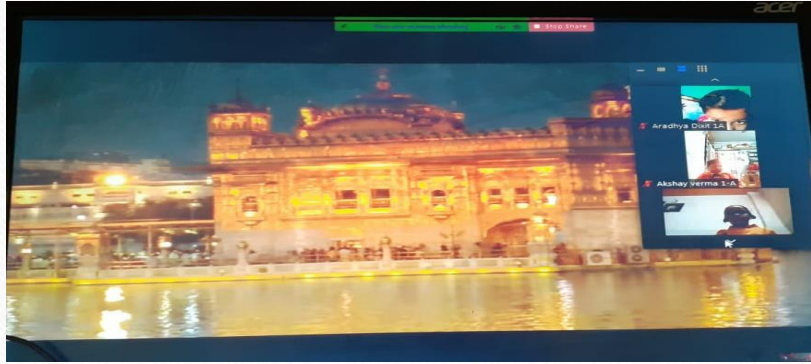
Let's not forget our nature this Diwali, celebrate an eco-friendly Diwali.

**HAPPY
DIWALI**

“Lighten up candles instead
of bursting crackers”

- Children started the day by reciting a poem on eco-friendly Diwali
- They enthusiastically participated in 'Rangoli' making activity with great enthusiasm.





Trip to Golden Temple, Amritsar

- Virtual field trip allows learners to engage and explore different places.
- During the trip, students were told about the significance of the temple, the 'Chappati 'machine, etc
- It was a great experience for the little ones as they enjoyed thoroughly.

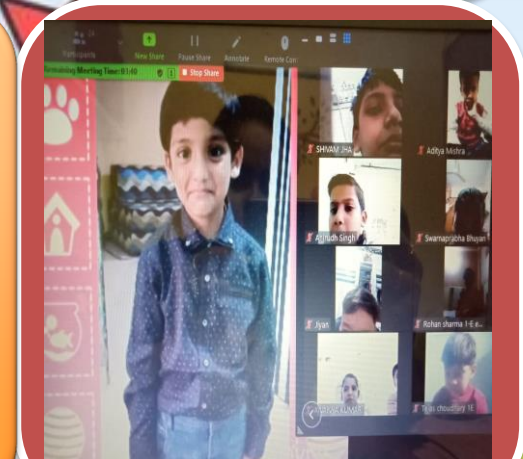
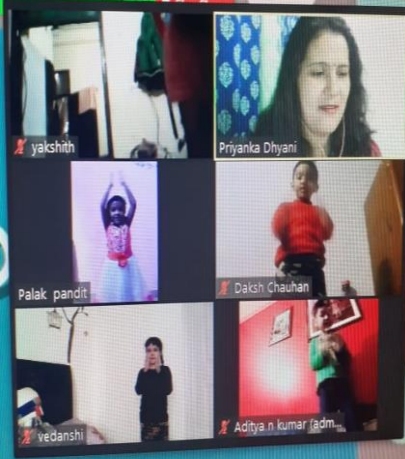
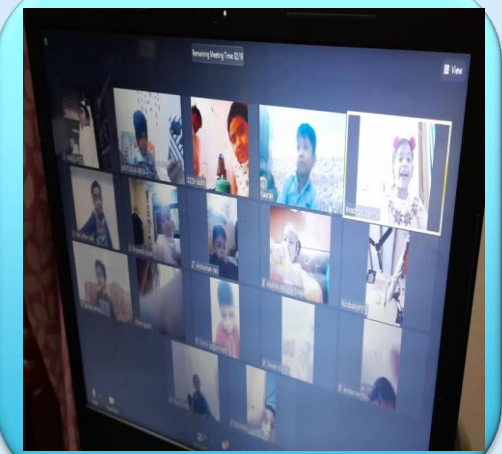


Young children – “ the leader of tomorrow”



Happy
Children's
Day

- Children were shown a beautiful video on their activities/work made by the teachers as a token of love.
- The day ended with an interactive session among the classmates and virtual snacks party.



IT Week Activity – Class 1 : “Show and Tell”, Theme : Computer Gadgets





Learning about our helpers with stick puppets and paper craft.

ART AND CRAFT

DIWALI CRAFT- spirit of Diwali in their own creative manner.



Thank You

