



APRIL – MONTH
ACTIVITIES
OF CLASS – IV

World Health Day

08.04.18

- Through this activity we tried to inculcate the value towards the food and the people who grow or serve food to us. Through this activity students took pledge to not to waste food.



Social Science week 22nd April to 26th April Day – 1 Activity

- As an activity on election class IV students tried to make their voter ID .The students were shown a picture of a voter ID and its importance was explained. They used white sheet,colours and their photographs to make the activity interesting.



Social Science week Day – 2 Activity

- On the second day of the Social Science week students spoke on different political parties , their leaders, their agenda, their work till date done in different areas.



Social Science week Day – 3 Activity

- On the third day of the Social Science week students tried to give their imagination and creativity on the canvas using colours .And made posters on different political parties, symbols and quotations to vote.



Social Science week Day – 4 Activity


- On the fourth day of the Social Science week students tried to make 3D projects like :- EVM machine ballot box .



Social Science week

Day - 5 Activity

- On the fifth day of the Social Science week the students tried to explore more about the term election ,through YouTube by watching more on the elections, the importance of vote , how a single vote can change the situation of a country.



Social Science week Day – 6 Activity

- On the sixth day of the Social Science week the students enthusiastically participated in the quiz contest to test their intelligence , knowledge and talent.



Earth Day 24.04.19

- To express our concern for Mother Earth a DRIP IRRIGATION activity was organized on 22nd April. Through this activity, students were introduced with a new method of watering plants.



NATURE WALK

Students of class – IV went for a nature walk within the school compound to observe the different types of plants , their parts and the different parts of a leaf.




VISIT TO THE LAB

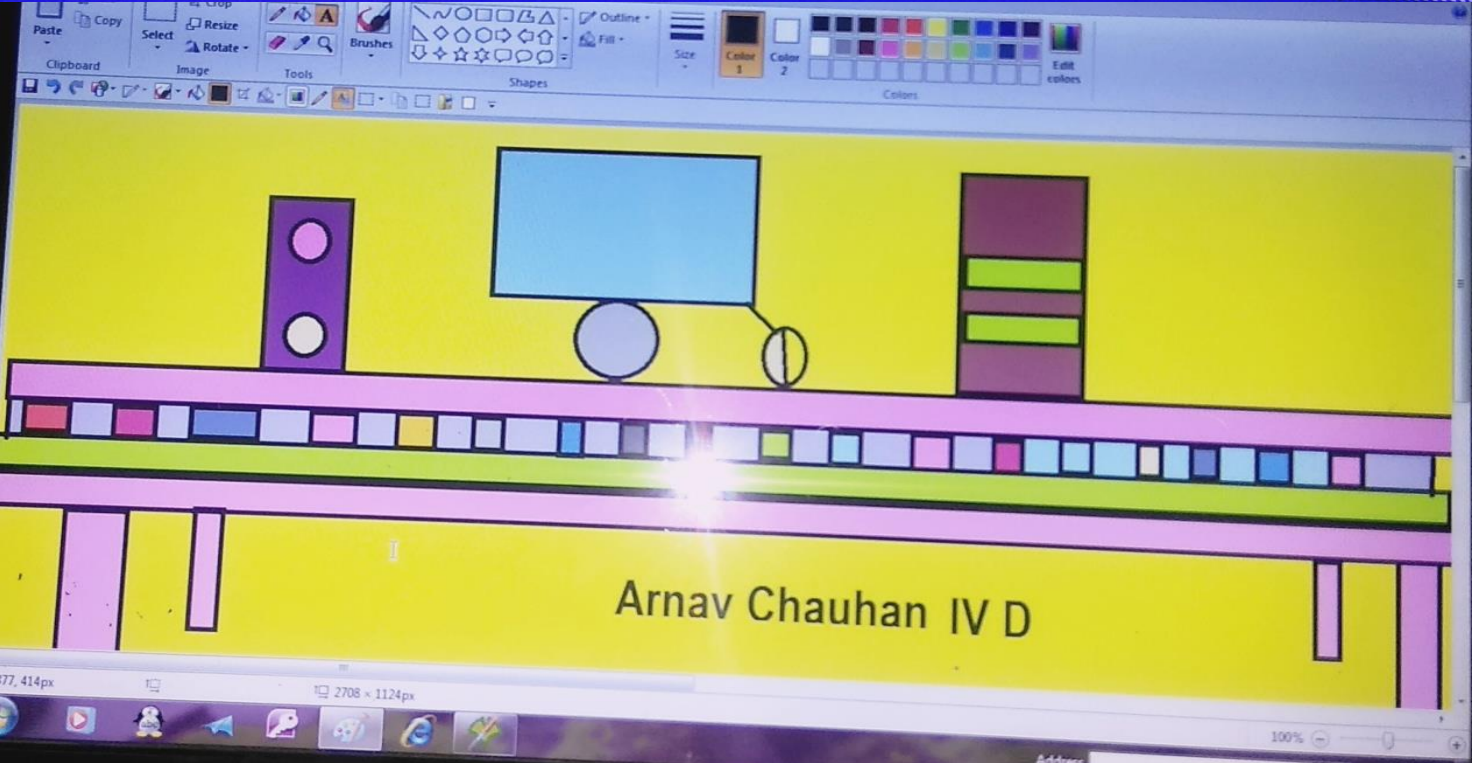
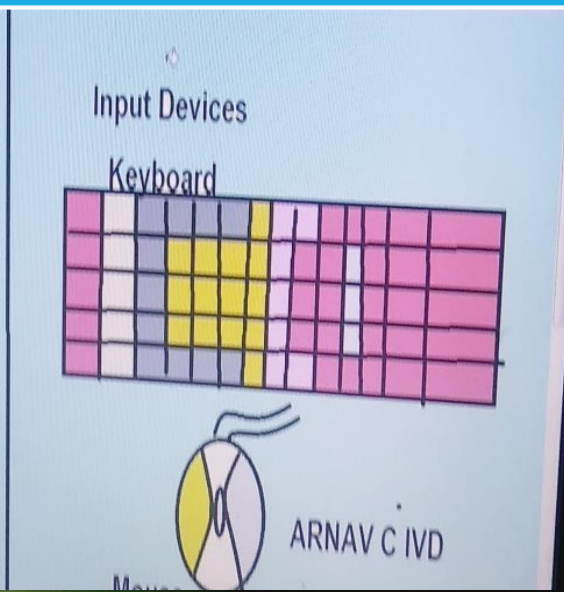
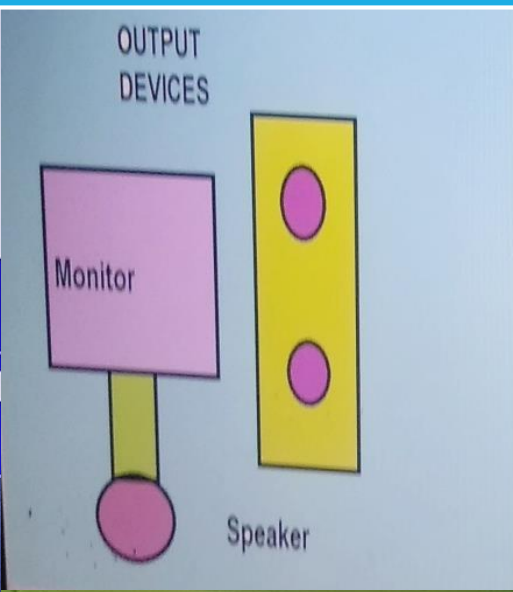
Students of class – IV went to BIO – LAB to observe the structure of stomata .



INPUT-OUTPUT DEVICES & IPO CYCLE DRAWING ACTIVITY IN COMPUTER



GEETANSH AN
AYUSHMAAN



KRISH-ARITRA IV C