

CLASS : VI

ENGLISH WEEKLY STUDY MATERIAL ( 09/11/ 2020 - 14/11/2020)

TOPIC : SECTION 3: Olympic Granny ( Poem) – By Kenn Nesbitt

**LEARNING OBJECTIVES:**

- \* Students will be able to recite the poem with proper voice modulation, intonation, expressions etc.
- \* Learners will be able to comprehend the poem in their own words.
- \* Students will be encouraged to attempt the comprehension exercises on their own.

**SECTION 3: OLYMPIC GRANNY**

– **KENN NESBITT**

URL : <https://www.youtube.com/watch?reload=9&v=-HhoGpkUFHw>

**Poem Appreciation:** This poem is about a grandmother who at the age of ninety-nine years is full of enthusiasm and courage for participating in different sports at Olympics. Although she is bounded to the wheelchair but her passion for the sports remains ignited in her mind all the time. Hence, this poem is an account of her achievements in various sports she took part in.



When Grandma goes for gold in  
The Olympic games this year,  
She'll laugh at her competitors  
And make them quake with fear.

She's ninety-nine years old  
But, in athletics, she's been blessed.  
The trouble is she can't decide  
Which sport she plays the best.

She's such an ace at archery.  
She's queen of the canoe.

She's tough to top at taekwondo  
And table tennis too.

She dominates the diving board.  
She tromps the trampoline.  
At lifting weights and wrestling  
She's the best you've ever seen.

She's highest in the high jump,  
And a champ at hammer throwing,  
Magnificent in marathons,  
Remarkable at rowing.

She beats the best at boxing.  
At the pole vault she is peerless.  
Her fencing is the finest;  
She is positively fearless.

She's masterful at basketball,  
She truly rules the court.  
And equally incredible  
At every other sport.

But what we find astonishing  
And something of a shocker  
Is how she wins all contests  
With her wheelchair and her walker.

- Kenn Nesbitt

### **I. Rhyming words:**

- a) year-
- b) quake-
- c) trouble –
- d) champ-
- e) rowing –
- f) shocker

CLASS : VI

**TOPIC : SECTION 3: Olympic Granny ( Poem) – By Kenn Nesbitt**

**Question Bank**

**Q.1 Very short answer questions: ( 1 Mark each)**

**a) The tone of the poet is \_\_\_\_\_**

- i) ridiculing
- ii) awestruck
- iii) irritated
- iv) didactic

**b) The speaker of the poem is \_\_\_\_\_**

- i) a young child
- ii) the grandfather
- iii) a sportsperson
- iv) a competitor

**c) The strangest thing about granny is that \_\_\_\_\_**

- i) she wins all sports
- ii) she is old and feeble
- iii) she is fiercely competitive
- iv) she is physically challenged

**d) Write the synonym of:**

- i) astonishing-
- ii) magnificent-

**Q.2 Short answer questions: ( 2 Marks each)**

- a) Why do you think Grandma will laugh at her competitors?
- b) How does the speaker view Grandma? Pick at least three examples to support your answer.
- c) This is a funny, light-hearted poem. What do you think makes the poem humorous?

**Q.3 Answer in detail.**

**a) Read the stanza and answer the questions given below:**

But what we find astonishing

And something of a shocker

Is how she wins all contests

With her wheelchair and her walker.

- i) Who is the 'She' in these lines?
- ii) What was amazing about her?
- iii) What is even more shocking?
- iv) What is the tone of the poet in these lines?

**b) After reading the poem 'Olympic Granny', what does being a good sportsperson mean to you? Give five tips for being a good sportsperson.**

**Critical Thinking Based Question:**

- **Five students will be asked to bring a newspaper clippings with short pieces of news in them. The students will read out the news pieces clearly, while the rest of the class will listen attentively and jot down names, places, dates and other data that seems important to them.**  
After the newsreader has finished her/his presentation, she/he will asks the class a set of questions which they will answer as per their understanding of the information.
- **What are the feelings that you experience when you lose? How do you react? What would you like to improve yourself to be a better sportsperson?**

**Topic Based Activity:**

- **Design a poster depicting the importance of sports and games in student's life.**

## Class 6 Hindi

<https://youtu.be/1bWaDhpaHig> - क्रिया (व्याकरण)

Note- please refer to the above given link to study the chapter

---

---

# क्रिया

## ➤ क्रिया की परिभाषा

ऐसे शब्द जो हमें किसी काम के करने या होने का बोध कराते हैं, वे शब्द क्रिया कहलाते हैं।

**जैसे:** पढ़ना, लिखना, खाना, पीना, खेलना, सोना आदि।

### ➤ क्रिया के उदाहरण:

- राकेश गाना गाता है।
- मोहन पुस्तक पढ़ता है।
- मनोरमा नाचती है।
- मानव धीरे-धीरे चलता है।
- घोड़ा बहुत तेज़ दौड़ता है।

ऊपर दिए गए वाक्यों में गाता है, पढ़ता है, नाचती है, दौड़ता है, चलता है आदि शब्द किसी काम के होने का बोध करा रहे हैं। अतः यह **क्रिया** कहलायेंगे।

## ➤ क्रिया के भेद:

कर्म जाति तथा रचना के आधार पर क्रिया के मुख्यतः दो भेद होते हैं :

1. अकर्मक क्रिया
2. सकर्मक क्रिया।

### 1. अकर्मक क्रिया

जिस क्रिया का फल कर्ता पर ही पड़ता है वह क्रिया अकर्मक क्रिया कहलाती है। इस क्रिया में कर्म का अभाव होता है। जैसे : श्याम पढ़ता है।

इस वाक्य में पढ़ने का फल श्याम पर ही पड़ रहा है। इसलिए पढ़ता है अकर्मक क्रिया है। जिन क्रियाओं को कर्म की जरूरत नहीं पड़ती या जो क्रिया प्रश्न पूछने पर कोई उत्तर नहीं देती उन्हें अकर्मक क्रिया कहते हैं।

अर्थात् जिन क्रियाओं का फल और व्यापक कर्ता को मिलता है उसे अकर्मक क्रिया कहते हैं।

➤ अकर्मक क्रिया के उदाहरण :

- राजेश दौड़ता है।
- सांप रेंगता है।
- पूजा हंसती है।
- मेघनाथ चिल्लाता है।
- रावण लजाता है।
- राम बचाता है।

जैसा कि आप ऊपर दिए गए उदाहरणों में देख सकते हैं कि दौड़ता है, रेंगता है, हंसती है, चिल्लाता है, बचाता है, आदि वाक्यों में कर्म का अभाव है एवं क्रिया का फल कर्ता पर ही पड़ रहा है। अतः यह उदाहरण अकर्मक क्रिया के अंतर्गत आयेंगे।

## 2. सकर्मक क्रिया

जिस क्रिया में कर्म का होना ज़रूरी होता है वह क्रिया सकर्मक क्रिया कहलाती है। इन क्रियाओं का असर कर्ता पर न पड़कर कर्म पर पड़ता है। सकर्मक अर्थात् कर्म के साथ।

जैसे : विकास पानी पीता है। इसमें पीता है (क्रिया) का फल कर्ता पर ना पड़के कर्म पानी पर पड़ रहा है। अतः यह सकर्मक क्रिया है।

➤ सकर्मक क्रिया के उदाहरण :

- रमेश फल खाता है।
- सुदर्शन गाडी चलाता है।
- मैं बाइक चलाता हूँ।
- रमा सब्जी बनाती है।
- सुरेश सामान लाता है।

जैसा कि आप ऊपर दिए गये उदाहरणों में देख सकते हैं कि क्रिया का फल कर्ता पर ना पड़के कर्म पर पड़ रहा है। अतः यह उदाहरण सकर्मक क्रिया के अंतर्गत आयेंगे।

### बहुविकल्पी प्रश्न

(1 X 10 = 10)

1. 'क्रिया' को कहते हैं

- (i) जब काम को करना पाया जाए।
- (ii) जब काम को होना पाया जाए।

- (iii) जब काम को करना या होना पाया जाए।
- (iv) जब कर्ता कुछ कहना चाहे।

2. कर्म के आधार पर क्रिया के भेद होते हैं

- (i) दो
- (ii) तीन
- (iii) चार
- (iv) पाँच

3. जिस क्रिया में कर्म होता है वह कहलाती है

- (i) अकर्मक क्रिया
- (ii) द्विकर्मक क्रिया
- (iii) एककर्मक क्रिया
- (iv) सकर्मक क्रिया

4. 'अंशु पुस्तक पढ़ती है'—क्रियाओं का कौन-सा भेद है।

- (i) सकर्मक
- (ii) अकर्मक
- (iii) एककर्मक

5. ग्वाला दूध दूहता है-कौन सी क्रिया है?

- (i) प्रेरणार्थक
- (ii) अकर्मक
- (iii) सकर्मक
- (iv) द्विकर्मक

6. 'पतंग उड़ रही है'-वाक्यों में क्रिया के भेद बताइए।

- (i) सकर्मक
- (ii) अकर्मक
- (iii) द्विकर्मक
- (iv) प्रेरणार्थक

7. राकेश निबंध लिखता है।

- (i) अकर्मक
- (ii) सकर्मक
- (iii) प्रेरणार्थक
- (iv) सहायक क्रिया

8. रजत बड़ी तेज़ी से ----- है। (अकर्मक) कोष्ठिक में दिए गए निर्देशानुसार उचित क्रिया का विकल्प चुनिए-

- (i) दौड़
- (ii) दौड़ा

- (iii) दौड़ता
- (iv) दौड़ाया

9. निम्नलिखित में से अकर्मक क्रिया वाला वाक्य चुनिए-

- (i) अतिथि ने भोजन किया।
- (ii) चित्रा हँसती है।
- (iii) राहुल गीत सुनाता है।
- (iv) वह बच्चों का टॉफी खिलावाता है।

10. पिताजी पत्र लिख रहे हैं।

- (i) अकर्मक
- (ii) सकर्मक
- (iii) प्रेरणार्थक
- (iv) संयुक्त

## गतिविधि

1. अपने आस पास होने वाली क्रियाओं (काम) को देखे और उनमें से किन्ही पाँच क्रिया शब्दों का प्रयोग करते हुए पाँच वाक्य बनाइए |  
(5)
2. किन्ही दस क्रिया शब्दों का प्रयोग करते हुए एक सुंदर लड़ी बनाइए |  
(5)

### ➤ गतिविधि उद्देश्य

1. " क्रिया " समझने में सहायक
2. विषय को रूचिपूर्ण बनाना
3. खेल-खेल में विषय को समझाने का प्रयास

## Maths Study Material

### Decimals introduction

<https://www.youtube.com/watch?v=xMScdsWZGfl&feature=youtu.be>

<https://mail.google.com/mail/u/0/#inbox/KtbxLrjZnchpfWwKJCjJkkXfJGDsFrZHxB?projector=1>



Learning objectives- The students will be able to

1. represent decimal numbers on number line.
2. Arrange decimal numbers in place value chart.
3. Convert decimals into fractions and vice versa.

**Decimals** – A decimal is another way to represent a fraction.

Daily life use- Money ,length ,Distance ,Weight ,Temperature

Eg 736.726 Kg, 59.781 litres, Rs 845.50

**Place values of decimal Number**

568.253

	Thousand	Hundreds	Tens	Ones	Tenth 1/10	Hundredth 1/100	Thousandth 1/1000	Ten thousandth 1/10000
234.65								
645.982								
7643.987								

As we move left from ones place, each position is 10 times bigger.

But as we move to right of decimal each position is 10 times smaller i.e When a digit is moved from one place from left to right ,its value becomes one tenth ( 1/10 ) of its previous value.

$$20 + 3 + \frac{1}{10} = 23.1$$

$$3000 + 40 + 1 + \frac{5}{10} + \frac{2}{1000} = 3041 + \frac{5}{10} + \frac{0}{100} + \frac{2}{1000} = 3041.502$$

**A decimal number has two parts**

1. **Whole number part** 568 is the whole number
2. 253 is the **decimal number**.

0.8 lies between 0 and 1

2.2 lies between 2 and 3

**Writing any number of zeroes to the extreme right of decimal part of a decimal does not change the value of of the decimal number.**

**Like and Unlike decimals**

Decimals having same number of decimal places are called like decimals whereas decimals having different number of decimal places are Unlike decimals.

Like decimals are 5.235,17.567,0.025

Unlike decimals are 2.567,3.04, 5.7,0.4576

Activity 1- Cut and paste 3 -5 newspaper or magazine clippings where decimal value is used. Write the unit or topic of use of the decimal value.

Activity 2- Aim- To represent Decimals on the number line

Material Required- Ruler,Pencil

Procedure- Represent the given numbers on number line and identify the whole numbers between which these numbers lie.

2.3, 4.7, 8.2, 1.3, 11.3

Question Bank

**Very short Answer type Question** (1 marks question)

1. The place value of 3 in 27.638 is \_\_\_\_\_
2. Write as fractions in lowest term  
312.45

**Short Answer type Questions** (2 marks question)

3. Write in expanded form of 209.806
4. Write the decimal number 654.231 in place value chart
5. Show the number 9.3 on number line

**Long Answer type Question** (3 marks question)

6. Arrange in ascending order  
2.32,3.241,3.240,4.321,3.29
7. Between which two whole numbers on the number line .Which of these whole numbers is near the number?

HOTS

1. How many decimal numbers can be there between 0 and 1? Write all the decimal numbers.
2. I am equivalent to  $\frac{2}{3}$ . My denominator is 10 more than my numerator. What fraction am i? Write my decimal number.
3. I am a decimal number equivalent to .08 My denominator is a prime number. What fraction am i?

4. Measure height of any three of your family members and convert them into metres.
5. Using the internet, find the diameter of the five smallest planets of the solar system. Arrange them in ascending order.

### Science Worksheet

Class-VI

Chapter: Living organisms characteristics and habitats

<https://youtu.be/IMN4kottMTA>

### Learning Outcomes:

- To study about the different aquatic habitats and animals.
- To study about various characteristics of living and non-living beings.

## 1 Aquatic Habitats

Aquatic habitats is the collective term used for referring to the habitats of plants and animals that live in water. These include water bodies such as ponds, lakes and oceans.

### 1.1 Oceans

- Most aquatic animals have gills to breathe in the oxygen dissolved in the water. Some others such as dolphins and whales have nostrils or blowholes located on the upper part of their heads. They come out of the water from time to time and breathe in the gaseous oxygen through these blowholes.
- Aquatic creatures like fish also have streamlined bodies that help them move easily through the water.



## **1.2 Ponds and Lakes**

- Many plants can be seen in ponds and lakes, even in some drains. Such plants have small roots and long stems. Some of these plants are submerged in water.
- A variety of organisms live under water, while others such as frogs can live under water as well as on land.

## **2 Characteristics of Organisms**

- The objects that we see around us can be classified into living and non-living things. However, at times deciding whether an object is a living thing or a non-living thing can be confusing.
- For example, plants do not move like other living beings but that doesn't mean they are non-living.
- Living things share certain characteristics that can help us to differentiate between living and non-living things.

### **2.1 Food**

- All living organisms need food as it gives them the energy to grow and to carry out other processes in their body.
- Plants make their own food, while animals depend on plants or other animals for their food.

### **2.2 Growth**

- Growth is another characteristic that is common to all living things. Young ones of animals grow big, while plants also grow bigger.
- The animals and plants we see around us are all in different stages of growth.

### **2.3 Respiration**

- Living organisms need energy to move, grow and maintain themselves. It is through the process of respiration that they derive energy from the food they eat.
- Due to this, respiration is an important process for all living beings.
- The mechanism of respiration is different in various organisms, as they all have different organs for breathing.
- Plants carry out the process of respiration through their leaves.

### **2.4 Response to stimuli**

- Living beings respond to certain changes in their environment. For example, if we suddenly enter a bright room after being in a dark room for a long time, our eyes automatically shut.
- This is known as response to stimuli and a thing/event that causes these changes is called a stimulus

(plural: stimuli).

- Plants also respond to stimuli, and the touch-me-not plant that shuts when someone touches it is the best example of this.

## 2.5 Excretion

- Excretion is another common characteristic of living organisms.
- In animals, waste is formed in the body due to two reasons: due to food that is not completely used by the body, and from the life processes carried out by the body.
- Such waste includes carbon dioxide, water, and other products like urea, ammonia, and uric acid.
- The process of getting rid of such waste is called excretion.
- Plants also carry out excretion. Some plants store the waste material away, while some plants secrete (throw out) the waste material.

## 2.6 Reproduction

- Plants and animals both reproduce (give birth).
- Some animals reproduce by laying eggs, while others give birth to their young ones.
- Plants too have different modes of reproduction. Some reproduce by seeds, while others reproduce through other parts. For example, a part of a potato with a bud grows into a new plant.

## 2.7 Movement

- Animals move from one place to another, and also show body movement.
- Plants are fixed in the soil, but transport substances such as water and minerals within them. Other movement such as opening and closing of flowers can also be observed in plants.
- However, some non-living things also move. For example, a car or some clouds. That does not mean they are living things!
- Plants carry out the process of respiration through their leaves.

### QUESTION BANK:

#### **A) VER SHORT ANSWER TYPE QUESTIONS: (1 MARK EACH)**

1. Mention a few aquatic plants found in a pond.
2. Which one of the following statements is correct?
  - (a) Several kinds of plants and animals may share the same habitat.
  - (b) All the animals and plants in a habitat are adapted to it.
  - (c) Both the statements are correct.
  - (d) None of these is correct.

3. Which is an aquatic adaptation?

- (a) Streamlined body
- (b) Light and hollow bones
- D)
- (d) Gills

**B) SHORT ANSWER TYPE QUESTIONS : ( 2 MARKS EACH)**

1. Why is reproduction important for organisms?
2. What do you mean by acclimatisation?

**C) LONG ANSWER TYPE QUESTIONS : (3 MARKS EACH)**

1. "All living things respond to external stimuli." Explain.
2. Define predators and prey. Give examples.
3. Like many animals although a car also moves it is not considered as a living organism. Give 2-3 reasons.


**D) CRITICAL THINKING BASED/HOTS QUESTION: ( 3 MARKS)**

Some desert plants have very small leaves, whereas some others have only spines. How does this benefit the plants?

**ACTIVITY:**

**1. CREATE A PLANT / ANIMAL.**

**INSTRUCTIONS:**

**Create-an-Animal** 

You are a zoologist who has just discovered a new animal species. As every good scientist does, you will document your exciting finding. Design a fact sheet highlighting this new animal discovery. Be sure to include the following key pieces of information:

- your animal's name
- your animal's basic needs
- how your animal's needs are met
- where your animal lives
- a colored illustration of your animal in its natural habitat

Your fact sheet might have text features like labels, captions, maps, bold words, sub headings, and more.

**Create-a-Plant** 

You are a botanist who has just discovered a new type of plant. As every good scientist does, you will document your exciting finding. Design a fact sheet highlighting your new plant discovery. Be sure to include the following key pieces of information:

- your plant's name
- your plant's basic needs
- how your plant's needs are met
- where your plant lives
- a colored illustration of your plant in its natural habitat

Your fact sheet might have text features like labels, captions, maps, bold words, sub headings, and more.

**2. MAKING WORLD HABITAT MOBILE:**



**CUT OUT CIRCLES FROM A SHEET . ONE SIDE DRAW THE HABITAT AND ON THE OTHER SIDE , WRITE ABOUT THE ANIMALS AND PLANTS AND THEIR CHARACTERISTICS AND ADAPTATION**

SOCIAL SCIENCE STUDY MATERIAL

### **TOPIC- MAJOR DOMAINS OF THE EARTH**

Video link: <https://youtu.be/ZZRfj21Rv9M>

#### **LEARNING OBJECTIVE-**

Students will be able to:-

- To develop basic skills of map reading
- To understand interrelationship of the realms of the earth
- Recognize and distinguish between major domains of the earth

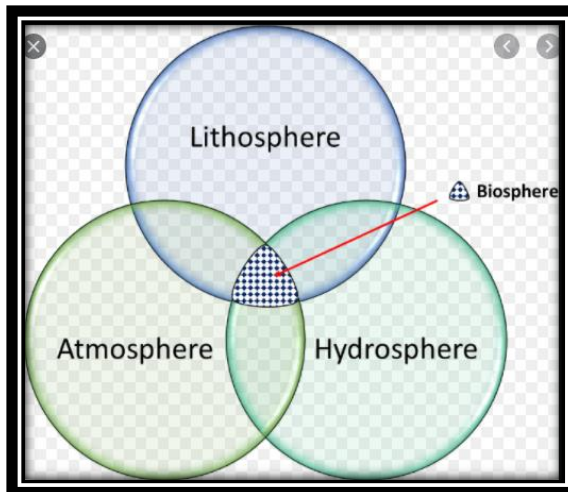
#### **KEYWORDS-**

- **Lithosphere:** refers to the surface of the earth made up of rocks, minerals and soil; also known as crust.
- **Eurasia:** terms used to refer continents of Europe and Asia together.
- **Strait:** a narrow stretch of water connecting two large water bodies such as seas and oceans.
- **Biosphere:** narrow zone where air, water and land interact.
- **Corals:** skeletons of small marine animals called polyps.

#### **MAJOR DOMAINS OF THE EARTH**

##### **1. Lithosphere-**

- The solid portion of the earth on which we live.
- It comprises of rocks of the earth's crust & the thin layer of soil.
- Continents are part of this. The 7 continents are:-  
**Asia, Europe, Africa, North America, South America, Australia and Antarctica**



## 2. Hydrosphere-

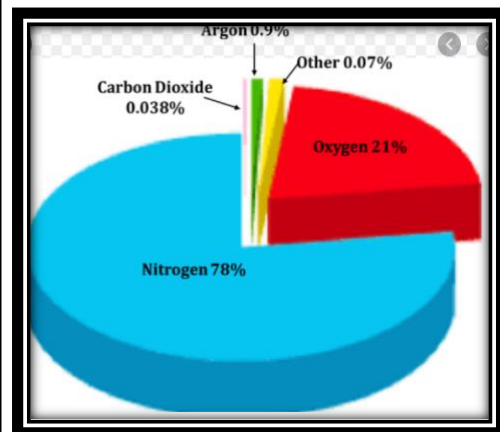
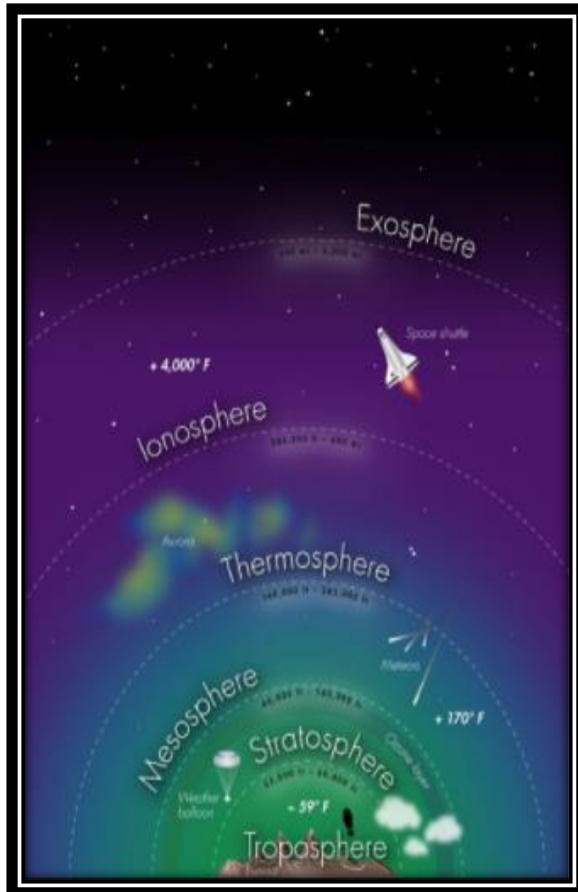
- It consists of water in all its forms. These can be :-
- The following is percentage of water found in various forms. These can be oceans, rivers, underground water, lakes, ice in glacier, water vapour in atmosphere.
- The 5 oceans of the world are:-  
**The Pacific ocean, the Atlantic ocean, the Indian ocean, the southern ocean and the Arctic ocean**



## 3. Atmosphere-

- The earth is surrounded by a layer of gas called the atmosphere. It provides us with the air we breathe & protects us from the harmful effects of sun's rays.
- The atmosphere comprises of 5 layers based on composition, temperature and other properties.
- These are shown in the picture below:





#### 4. Biosphere (the domain of life)-

- It is the mixture of all the domains i.e., lithosphere, hydrosphere & atmosphere.
- All the living organism including humans are linked to each other & to the biosphere for survival.

### **GLOBAL WARMING**

Emission from industries, thermal power plants and vehicles, pollute the air. Carbon dioxide (CO<sub>2</sub>) is an important constituent of air. But increase in the amount of CO<sub>2</sub> leads to increase in global temperatures. This is termed as global warming. There is thus, a need to limit the use of resources of the earth to maintain the balance of nature between the domains of the lithosphere, the atmosphere and the hydrosphere.



**Column A**

- (i) Asia
- (ii) Europe
- (iii) South America
- (iv) Lithosphere
- (v) Pacific Ocean

**Column B**

- (a) Amazon river
- (b) Mariana Trench
- (c) Arctic Circle
- (d) Tropic of Cancer
- (e) Solid portion of the earth

**Short Answer Questions-****2 mark questions**

1. Why is the Earth called a blue planet?
2. Name the major continents of the world.
3. Why is the Northern Hemisphere called the land Hemisphere?
4. Define atmosphere.
5. Mention the strait between India and Sri Lanka.

**Long Answer Questions-****3 mark questions**

1. Differentiate between isthmus and strait.
2. Mention the three main components of the environment.
3. Define global warming and state its two negative impacts.
4. Explain biosphere—the domain of life.

**CRITICAL THINKING**

1. On the outline map of the world, mark the following:

Europe, Asia, Antarctica, South America, Australia, Indian Ocean, Pacific Ocean, Ural mountains and Isthmus of Panama.

2. Draw a neat and labelled diagram of the structure of atmosphere.
3. Give reason why mountain climbers carry oxygen cylinders with them.
4. How can we help to prevent the rise in global temperature?
5. Cut the outline of the continents from political map of the world and arrange them according to their decreasing sizes.
6. Why does the ocean water constantly move?

**ACTIVITY**

1. Make a list of some of the environment friendly products that you can make use of in your daily life.

विषय - संस्कृत

कक्षा -VI

द्वादशः पाठः

## दशमः त्वम् असि

### पाठ का परिचय (Introduction of the Lesson)

इस पाठ संख्यावाची (पुल्लिंग) पदों से परिचय कराया गया है। पाठ में कत्वा प्रत्ययान्त पदों का प्रयोग भी है। यथा- दृष्ट्वा - देखकर, श्रुत्वा - सुनकर आदि।

दस बालक स्नान के लिए नदी पर जाते हैं; स्नान के पश्चात् एक बालक गणना करता है किंतु स्वयं को गिनना भूल जाता है। अतः नौ बालक गिनता है। दूसरा बालक भी गणना में यही त्रुटि करता है। उन्हें लगता है कि उनमें से एक नदी में डूब गया है। वे बहुत दुःखी होते हैं। इसी बीच एक पथिक वहाँ आकर गणना में उनकी सहायता करता है। गिनने वाले को वह कहता है कि दसवें तुम हो। सभी प्रसन्न हो जाते हैं।

एकदा दश बालकाः स्नानाय नदीम् अगच्छन्। ते नदीजले चिरं स्नानम् अकुर्वन्। ततः  
ते तीर्त्वा पारं गताः। तदा तेषां नायकः अपृच्छत्-अपि सर्वे बालकाः नदीम् उत्तीर्णाः?



तदा कश्चित् बालकः अगणयत्-एकः, द्वौ, त्रयः, चत्वारः, पञ्च, षट्,  
सप्त, अष्टौ, नव इति। सः स्वं न अगणयत्। अतः सः अवदत्-नव एव सन्ति।  
दशमः न अस्ति। अपरः अपि बालकः पुनः अन्यान् बालकान् अगणयत्। तदा  
अपि नव एव आसन्। अतः ते निश्चयम् अकुर्वन् यत् दशमः नद्यां मग्नः। ते  
दुःखिताः तूष्णीम् अतिष्ठन्।

तदा कश्चित् पथिकः तत्र आगच्छत्। सः तान् बालकान् दुःखितान् दृष्ट्वा अपृच्छत्-बालकाः! युष्माकं दुःखस्य कारणं किम्? बालकानां नायकः अकथयत्-‘वयं दश बालकाः स्नातुम् आगताः। इदानीं नव एव स्मः। एकः नद्यां मग्नः’ इति।

पथिकः तान् अगणयत्। तत्र दश बालकाः एव आसन्। सः नायकम् आदिशत् त्वं बालकान् गणय। सः तु नव बालकान् एव अगणयत्। तदा पथिकः अवदत्-दशमः त्वम् असि इति।

तत् श्रुत्वा प्रहृष्टाः भूत्वा सर्वे गृहम् अगच्छन्।

### शब्दार्थः



इदानीम्	-	अब	now
एकदा	-	एक बार	once
स्नानाय	-	नहाने के लिए	for bathing
निर्मलम्	-	साफ	clean
शीतलम्	-	ठण्डा	cold
तीर्त्वा	-	तैरकर	after swimming
नायकः	-	नेता	leader
चिरम्	-	देर तक	for a long time
उत्तीर्णाः	-	पार कर लिया	crossed over

### 1. उच्चारणं कुरुत-

पुंल्लिङ्गे	स्त्रीलिङ्गे	नपुंसकलिङ्गे
एकः	एका	एकम्
द्वौ	द्वे	द्वे
त्रयः	तिस्रः	त्रीणि
चत्वारः	चतस्रः	चत्वारि

पञ्च	पञ्च	पञ्च
षट्	षट्	षट्
सप्त	सप्त	सप्त
अष्ट	अष्ट	अष्ट
नव	नव	नव
दश	दश	दश

2. प्रश्नानाम् उत्तराणि लिखत-

- (क) कति बालकाः स्नानाय अगच्छन्?
- (ख) ते स्नानाय कुत्र अगच्छन्?
- (ग) ते कं निश्चयम् अकुर्वन्?
- (घ) मार्गे कः आगच्छत्?
- (ङ) पथिकः किम् अवदत्?

3.

चित्राणि दृष्ट्वा संख्यां लिखत-




..... कन्दुकानि।



..... चटकाः।



..... पुस्तकम्।




..... मयूराः।



..... बालिके।



..... तालाः।



..... कपोताः।



..... पत्राणि।