

# EAST POINT SCHOOL

Class – II

## Holiday Homework

### TOPIC-GAMES ADDING FUN TO OUR LIFE

#### LET'S GO

Stretch High  
Stretch Wide  
Jump Forward  
Jump Back

Lean Left  
Lean Right  
Hop Once  
Hop Twice



Reach Up  
Reach Down  
Twist Small  
Twist Tall


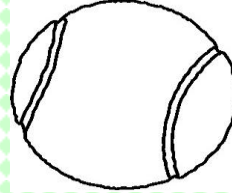

Shake Fast  
Shake Slow  
Touch Nose  
Touch Toes

Stand Up  
Let's Go!

Imagine you are Bambi, the famous Disney cartoon character. Bambi loves to play games. Let us spend the summer vacations with Bambi. To make your summer holidays even more interesting and fruitful, here are some activities for you to enjoy with your parents and still not miss out on the learning.



1. Bambi loves to play with balls, but he is confused which ball is for which game. Help him to look at the picture, identify the balls and write the name of the game it is used for. Colour the balls too.

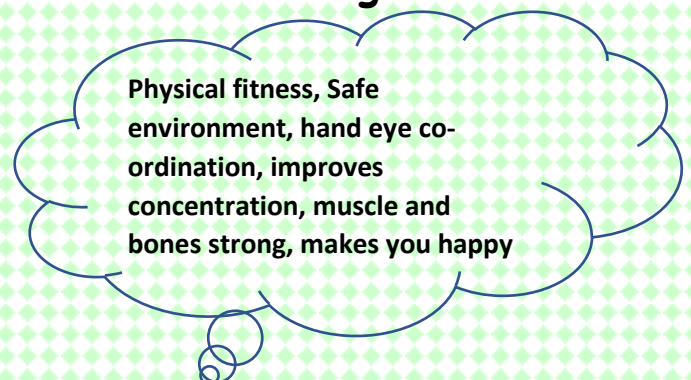


2. Bambi wants to have fun. Help your friend to discover the wonderful indoor games and enjoy yourself while playing it. Complete the table after playing the games.

Name of the Indoor game	With whom you played game	No of players	Who won the game

Now Bambi knows about indoor and outdoor games. Let us help him to understand the benefits of these games by putting the correct option under the correct game:

Indoor games	Outdoor games



3. Bambi wants to learn about different games that were played during earlier times. So help him find the games which were played by your Grand-Parents/Parents. Ask as many questions as possible to your grandparents/parents about the different games played by them and write about it in a short passage:



---

---

---

---

---

---



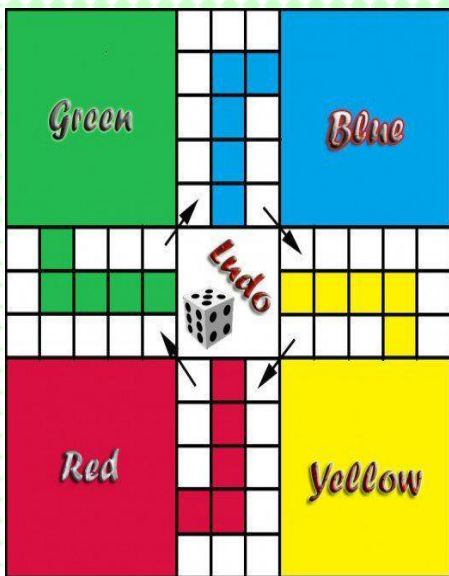


## 4. Fun activity

<b>#1 Room ABCS</b> See if you can find one thing in your room that starts with each letter of the alphabet.	<b>#2 Making Words</b> How many words you can make out of letters in the word. <b>"Holiday Homework Challenge"</b>
<b>#3 Read the room</b> Pick a room in your house, write down every word in the room that you know how to read.	<b>#4 Why do we play games?</b> Write atleast three sentences about the importance of games.


5. Bambi likes to play at home with his family and he likes to make the games at home only. He does not step out now days to buy a new game. Help your friend and make any 2 board games at your home using household materials. Do not make your friend Bambi sad by stepping out of your homes. **Stay safe stay home.**

One example of board games:



### A. To make Ludo:

1. Take a cardboard/chart.
2. If using Cardboard cover it with a chart.
3. Use pencil/sketch pen and scale to draw the lines.
4. Fill the colours accordingly.
5. Label the houses with your family member's name.
6. You make a dice also by using a sheet and a black marker.



Steps to make a dice.

## 6. The Card Game

Bambi wants to play cards let's play with cards (If you don't have cards with you, you can make flash cards with numbers on it.)

### Instructions to play the game

- This game can be played with two or more people.



- Keep a deck of card in the middle.
- Each player will draw a card and write the number Shown on the card. (For eg : 5)
- Then the player will draw the next card and add it to the previous number. (For eg: the player got 3 on next turn. Then  $5 + 3 = 8$ )
- The player who reaches at the sum '100' first will win the game.



## 7. Bingo

Let's be ready to shout 'Bingo' in joy.



### Instructions to play the game

- Make a number chart till 50

1	2	3	4	5
6	7	8	9	10
11	12	13	14	15
16	17	18	19	20
21	22	23	24	25
26	27	28	29	30
31	32	33	34	35
36	37	38	39	40
41	42	43	44	45
46	47	48	49	50

- Keep a deck of flash cards with different addition facts on it.

$42 + 5$

$31 + 10$

$13 + 18$

$26 + 14$

- Draw a card on each turn.
- Solve the addition fact on it and colour the sum you got on the number chart.
- When you get all the numbers in a row or a column coloured, shout out BINGO because you are the winner.





8. इस लॉकडाउन में राशी घर से बाहर ना जाकर अपने मम्मी पापा के साथ अपना मनपसंद खेल लूडो रोज शाम को खेलती है। आप भी घर पर हो ,तो आप सभी शाम के समय कौन सा खेल खेलते है? उसका चित्र बनाकर दो वाक्य लिखिए।



9. नीचे कुछ बच्चे खेल रहे हैं।देखकर बताओ कि बच्चे कौन-कौन से खेल खेल रहे हैं? इनमें से आपका मनपसंद खेल कौन-सा है? उस खेल के बारे में तीन वाक्य लिखिए।



---

---

---

**Note: Kindly use drawing sheets wherever required and upload your work in Google Classroom.**