

Dear Children,

Holidays are here! Once again it is time to have fun and enjoy yourself with your family and friends. It is also a time that you can utilize in learning about new things in a fun filled way. A number of exciting activities and tasks related to the 'Amazing World of Birds' have been planned for you to encourage learning in an interesting way.

Some useful tips for the summer vacation

- ✓ Keep yourself and your surroundings clean.
- ✓ Play indoor games and have a good time with your family members.
- ✓ Wash hands frequently using soap for at least 20 seconds
- ✓ Don't eat junk food.
- ✓ Don't go to crowded places, however if you do, wear a mask.
- ✓ Complete your homework on A4 sheets and keep in a folder.



A flying bird is an amazing sight to behold. Some of them are colourful and bright. Birds have wings, which help them to fly, and feathers that help them to stay warm. They even lay eggs. There are some birds that have wings but do not fly. Come, let us learn more about these amazing birds!




















We all have met our little birds in some way or the other. Let us go through this poem to know more about them:

Once I Saw a Little Bird

Once I saw a little bird
Come hop, hop, hop,
I cried, "Little bird,
Will you stop, stop, stop?"
I was going to the window
To say, "How do you do?"
But he shook his little tail
And away he flew.

Out of these birds, three of them lived in a tree. Let us read the rebus story to understand what happened next:

The Three Friends and The Woodcutter


Three birds lived on a tall tree. One was a  , the other one was a  and the third one was a  . They were very good friends and jumped, flew and hopped together. One day a  came walking to the  and started cutting the  .The three birds thought of talking to the  .The  spoke to the  and the  spoke to the  .The  spoke to the  .The  quickly came near the  and started biting him. The  was so scared that he ran away. The three  thanked the  and they lived  ever after.

Fill in the blanks by reading the text:

1. The three birds living on the tree were the _____, the _____ and the _____ .
2. A _____ came walking to the _____ and started cutting the _____.
3. The wise _____ spoke to the _____.

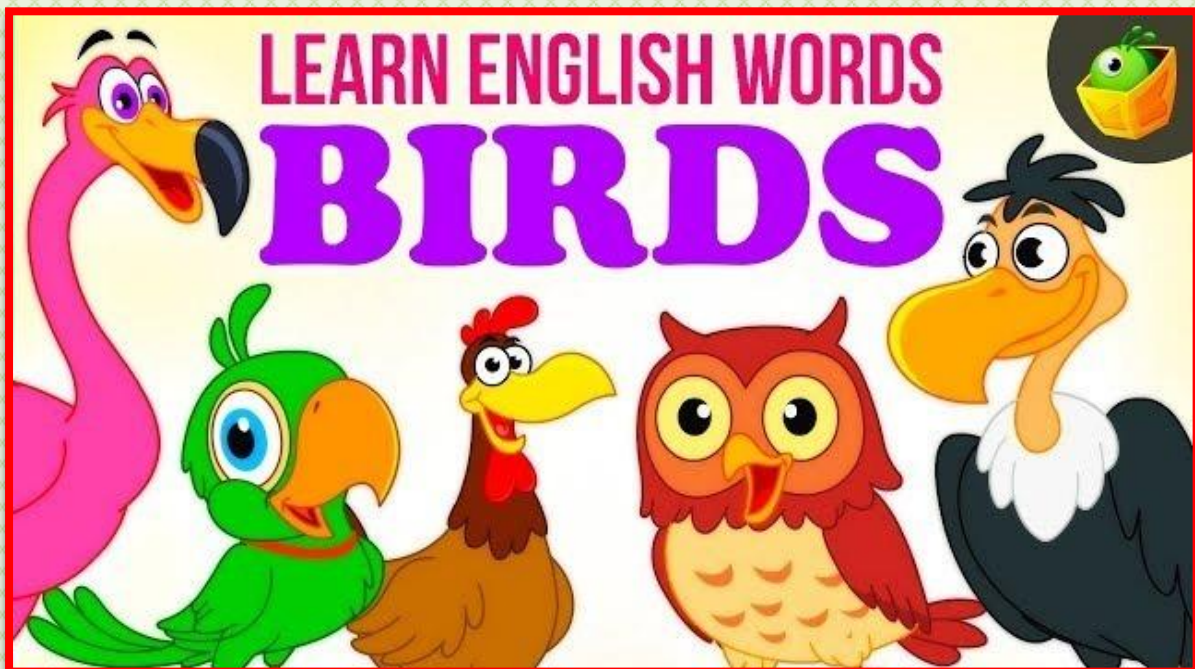
From the story above look for 5 naming words and 5 action words. Write them in the table given below:

	Naming Words	Action Words
1		
2		
3		
4		
5		




Go through the link given below and know about many more birds from the jungle, where these three friends lived.

https://www.youtube.com/watch?v=M1S3ef_KKWA



Since you know so many birds now, why not fill in the missing vowels for each of the following words.



Draw your favourite bird

Using the help box, write three lines about your favourite bird.

1. _____
2. _____
3. _____

Help Box

This, That, is,
eat, jump, fly,
is, colour, small,
big

Some of these birds flew out of the jungle and had their own stories, too. Go through the links given below to listen/read these interesting stories:

- The Giving Tree <https://youtu.be/dn8avqHFipg>
- The Four Friends <https://www.youtube.com/watch?v=jutaxap6Ye0&feature=youtu.be>
- The Bird and the Ant <https://www.youtube.com/watch?v=dC1xugzTn7I>



Time to be *CREATIVE*



Having learnt and seen so many birds, you can put in your ideas together and make a mask of your favourite bird. It can be a replica of a bird or you can imagine a bird yourself and give it a face.

Let us learn about one more bird – The Flamingo bird.

A Flamingo has legs and neck.

It likes to eat fish and can fly very well.

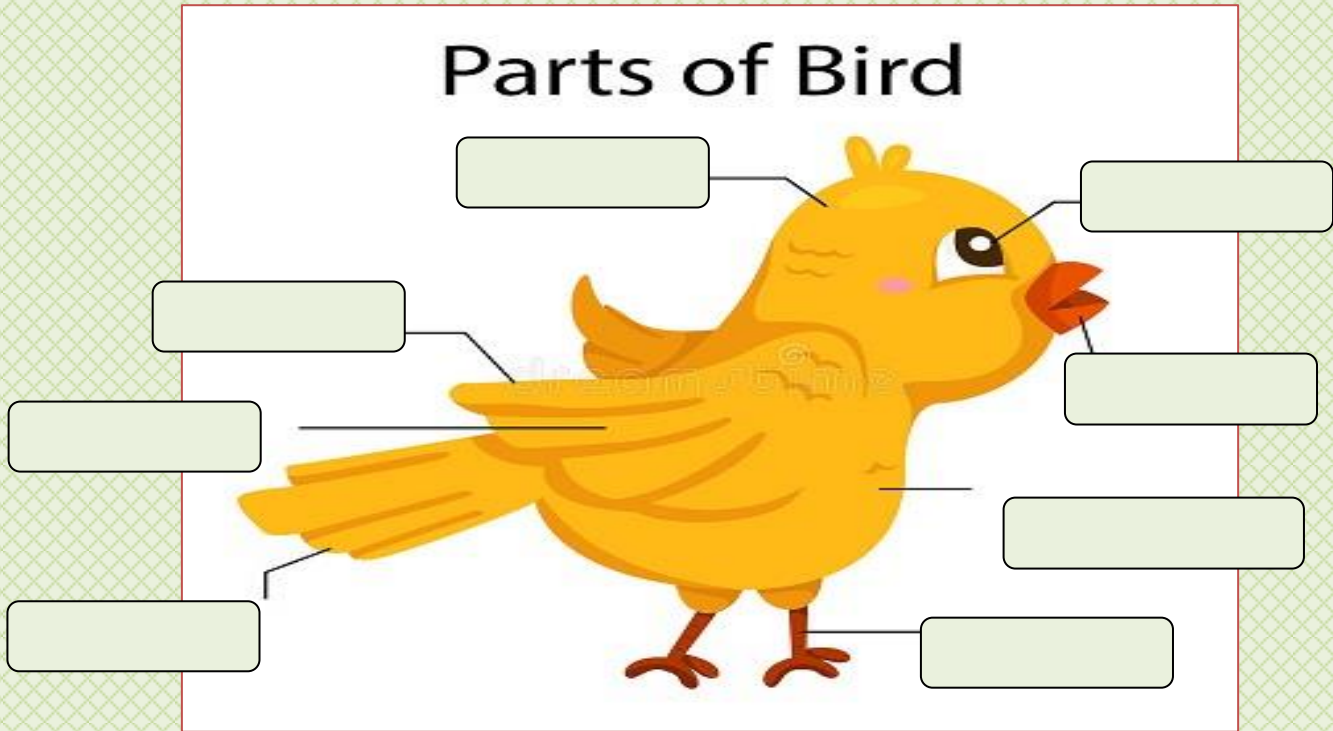


It is a water bird and pink in colour.

When it is born, it has grey eyes which become yellow as it grows up.

It is mostly found in South America and Africa.

A bird too has a body but it is very different from ours. Taking help from the clue box given below, label the different parts of its body.



head body leg beak wing tail eye feather

Identify who am I?

I am the **national bird** of India.

I dance during rainy season.

I have **beautiful feathers**.

I am a _____.



Most of these birds have different beaks. Look at the ones given below and see for yourself.



Eagle



Parrot



Duck






Humming bird



Woodpecker

Like we have teeth to chew the food, birds have beaks which help them to tear and crush their food. Observe the birds and draw its beautiful beak to complete the given box.

Birds	Draw its beak and colour it
	
	



Time to do some fun activities using our hand prints.



Lets create a beautiful bird to show love and care for them.

Material Required -

Drawing sheet
Water colours
Pencil. Cravons

Know some more amazing facts about the birds:

There are some birds that cannot fly.

They are known as flightless birds.

Some of them are penguin and ostrich.



Penguin



Ostrich

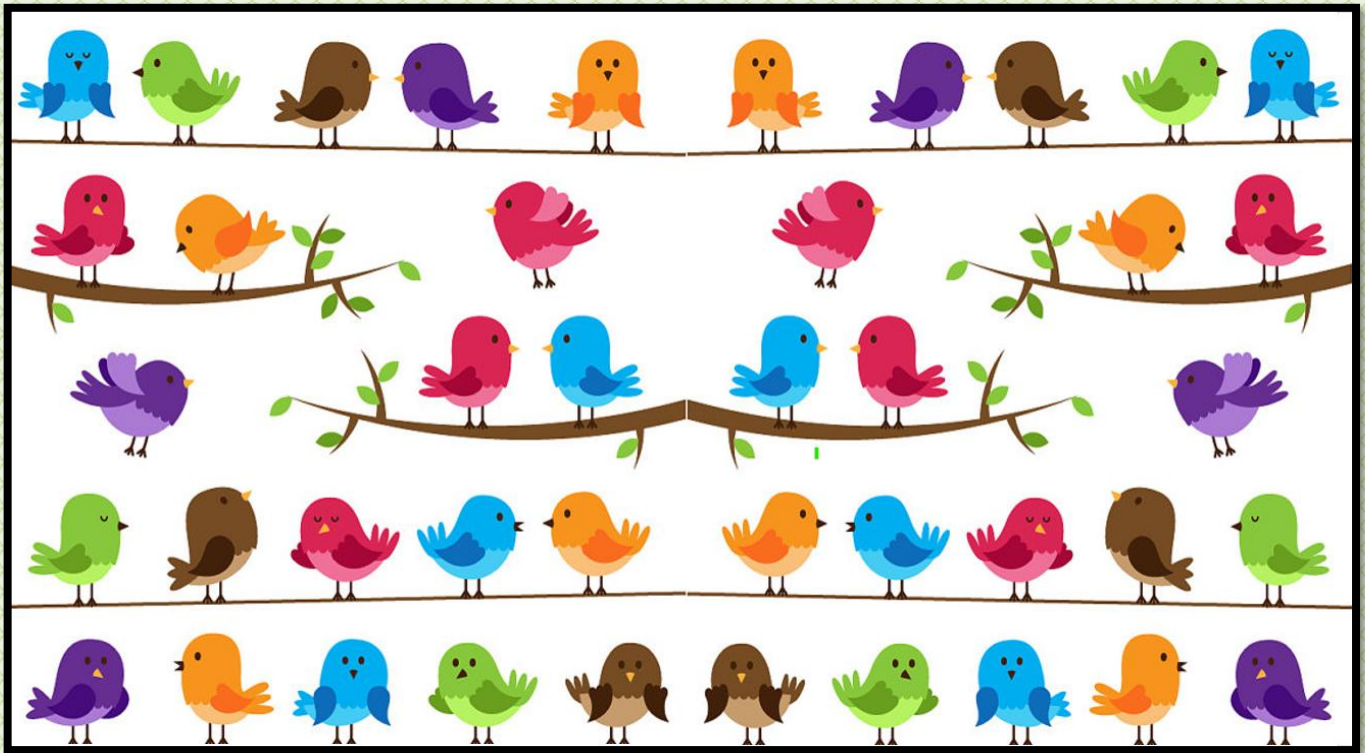
Vulture is the highest-flying bird.



Sparrows are becoming extinct due to loss of their natural habitat.



Time to count our little birds. Look at the picture and solve.



a. Count the total number of birds in the picture and write the number

b. Write the number name for the total number of birds

c. Let us split up the total number of birds in tens and ones and write in the boxes given below:

Tens Ones

d. Now let us add the number of birds sitting on the branches with the number of birds sitting on the wire.

$$\boxed{} + \boxed{} = \boxed{}$$

There are 4 birds sitting. Two more birds join them. How many birds are sitting now?



$$\square + \square = \square$$

2 ducks are playing in a pond. 3 more join them. How many ducks are in the pond now?



$$\square + \square = \square$$

Two birds were sitting on the branch. Six birds came flying. How many birds are there in all?



$$\square + \square = \square$$

I SPY

Let's find it out




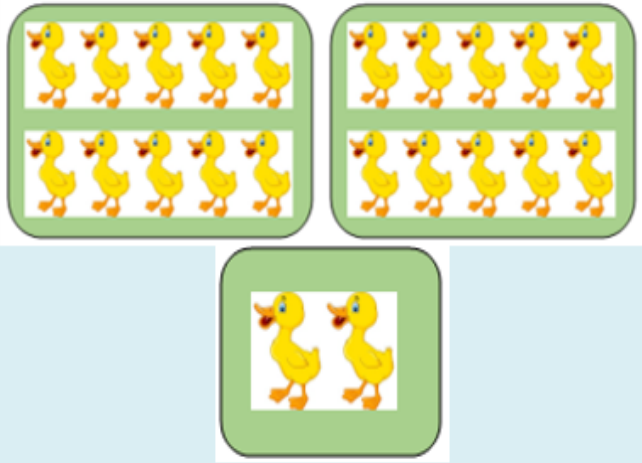

Count the number of birds and write the number and number name.



Number

Number Name

The birds are growing in number every day. Count the ones given below and write the number and the number names too.

Birds	Number	Number Name
	T O <input type="text"/> <input type="text"/> Number <input type="text"/>	<input type="text"/>
	T O <input type="text"/> <input type="text"/> Number <input type="text"/>	<input type="text"/>
	T O <input type="text"/> <input type="text"/> Number <input type="text"/>	<input type="text"/>

आओ बच्चों आपने ऊपर सीखा 'अंकों का जोड़' ,अब है बारी इस 'पक्षी' की ,तो चलो चलते हैं इस पक्षी के पास -

प्रश्न-क्या आप इस पक्षी के बारे में यह जानते हैं ?



पक्षी, गरदन, बतख,
मछली, नदी,

1. यह एक _____ है।

2. इस का नाम _____ है।


3. यह _____ में रहता है।

4. इस का प्रिय खाना _____ है।

5. इनकी _____ छोटी होती है।

आपने बतख के बारे में यह बातें जानी।

अब आप बतख का एक चित्र बनाकर उसमें रंग भरें -



आओ पहेलियों के उत्तर ढूँढें-


(क) दिन में मैं सोता हूँ। रात को मैं शिकार करता हूँ।
बोलो मैं हूँ कौन?

उत्तर _____



(ख) कैक -कैक हूँ मैं करती, देखने में हूँ सुंदर लगती।
बोलो मैं हूँ कौन ?

उत्तर _____



Now that you know so much about us, do not forget to keep a bowl of water and some grains on your balconies or roof tops.

Stay safe, stay healthy and most importantly stay indoors.

Enjoy your summer break.

