

EAST POINT SCHOOL

SUMMER IS FUN

CLASS-KG



Holidays are to rejoice and connect yourself to the various process that involves interest, creativity and innovativeness. Its time for fun with family. As it is important to have fun and enjoy, it is also important to continue to learn. The holiday homework has been designed to keep children engaged and help them learn through first hand experience. Let vacation time be a doorway to self-dependence, learning, growth and joy. Due to the current situation we can't let our little ones to go out to explore but we can give them activities which will help them enhance their skills.

Here is list of things you can do to make your vacations more interesting and meaningful.

- Read bedtime stories to enhance language skills- The little red hen, Gingerbread Man, Enormous turnip and The Red Riding Hood

Suggested story book series- Bubbles, Pepper

- Remember to use magic words- PLEASE, THANK YOU, SORRY and EXCUSE ME.
- Stay hydrated. Drink lots of water.
- Wash your hands frequently with soap for at least 20 minutes.
- Exercise daily.
- Help your mother at home.
- Eat healthy. Be healthy!
- Keep your room neat and tidy.
- Keep a bowl of fresh water for birds.

Inculcate following life skills in your child to help him/her become independent-

- Buttoning and unbuttoning your shirt
- Zipping and unzipping
- Tying his/her shoe laces
- Buckling and unbuckling
- Proper toilet training
- Arranging toys.

INSTRUCTIONS FOR PARENTS

1. Parents are requested to guide their wards.
2. Use materials available at home for activities and projects.
3. Homework to be done on A4 size sheet or a rough notebook. Keep it nicely in a folder.

IMPORTANT DATES TO REMEMBER

21st JUNE- FATHER'S DAY


Make a minion card for your Dad and make him feel special.

Link-<https://in.pinterest.com/pin/269090146472221361/>



21st JUNE- INTERNATIONAL YOGA DAY

Celebrate International Yoga Day with your family.







ALL ABOUT ME


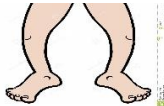
Fill in the blanks with the help words given below.




Hello! My name is _____.

I've got one  _____, two  _____ and ten

 _____ . I've also got two  _____ and two

 _____ . I have got two  _____, two

 _____ and ten  _____.

toes

hands

legs

eyes

ears

feet


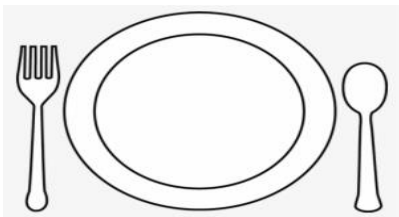
nose

fingers

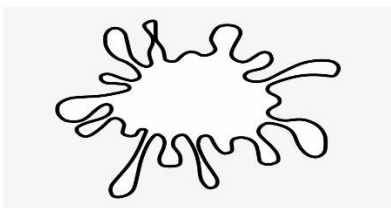
Get to know me!

DRAW AND COLOUR YOUR FAVOURITE-

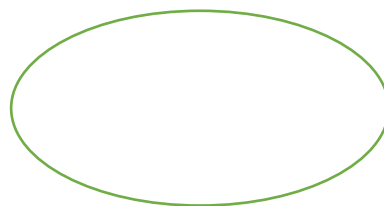
FOODTOY




COLOUR



GAME/SPORT



BOOK




DRINK



FRUIT



RHYME



I LOVE MY PET

I have a cat.

His name is Max.

The cat is fat.

The cat is orange in color

He plays with me.

We play tag.



Answer these questions:

1. I have a _____.

a. cat

b. bat

c. rat

2. His name is _____.

a. Mat

b. Max

c. Rex


3. We like to play _____.

a. rag

b. tag

c. ram

Draw your favorite pet and color it-




My Birthday

I celebrate my birthday on _____.

I am _____ years old.

Draw candles showing your age and color it-



Things around me

Count and write number names -




Number of rooms in your home _____

Number of toys in your room _____

Number of spoons in your kitchen _____

Number of fans in your home _____

My Family



GRANDFATHER

GRANDMOTHER

BABY

SISTER

MUM

DAD

BROTHER

PET

UNCLE

COUSIN

AUNT

Who is this?



This is my _____



This is my _____



This is my _____



This is my sister. _____



This is my _____



This is my _____



This is my _____



This is my _____

All about my family

There are people in my family.




Paste your family photo here

FEELINGS

Draw your feelings when you are

This is how I look when I am...

 <p>happy</p>	 <p>sad</p>
 <p>angry</p>	 <p>hungry</p>
 <p>thirsty</p>	 <p>sleepy</p>

Draw eyes, eyebrows, a nose and a mouth to show each of these emotions!

DAILY ROUTINE

Number the pictures in the correct order



Eat lunch



Brush after dinner



Take a bath



Watch television



Sleep



Eat dinner



Brush



Listen to stories



Wake up



Do homework



Study



Eat breakfast

PARTS OF THE HOUSE

Match the parts of the house with pictures.



BEDROOM

PLAYROOM

BATHROOM

KITCHEN

GARDEN

HOUSE

LIVING ROOM

GARAGE


Colour your dream house



चित्र पहचानो और पहला अक्षर लिखो।



—



—



—




—



—



—



—



—

सही व्यवहार पर (✓) लगाए और गलत व्यवहार पर (X) का चिह्न बनाए।

