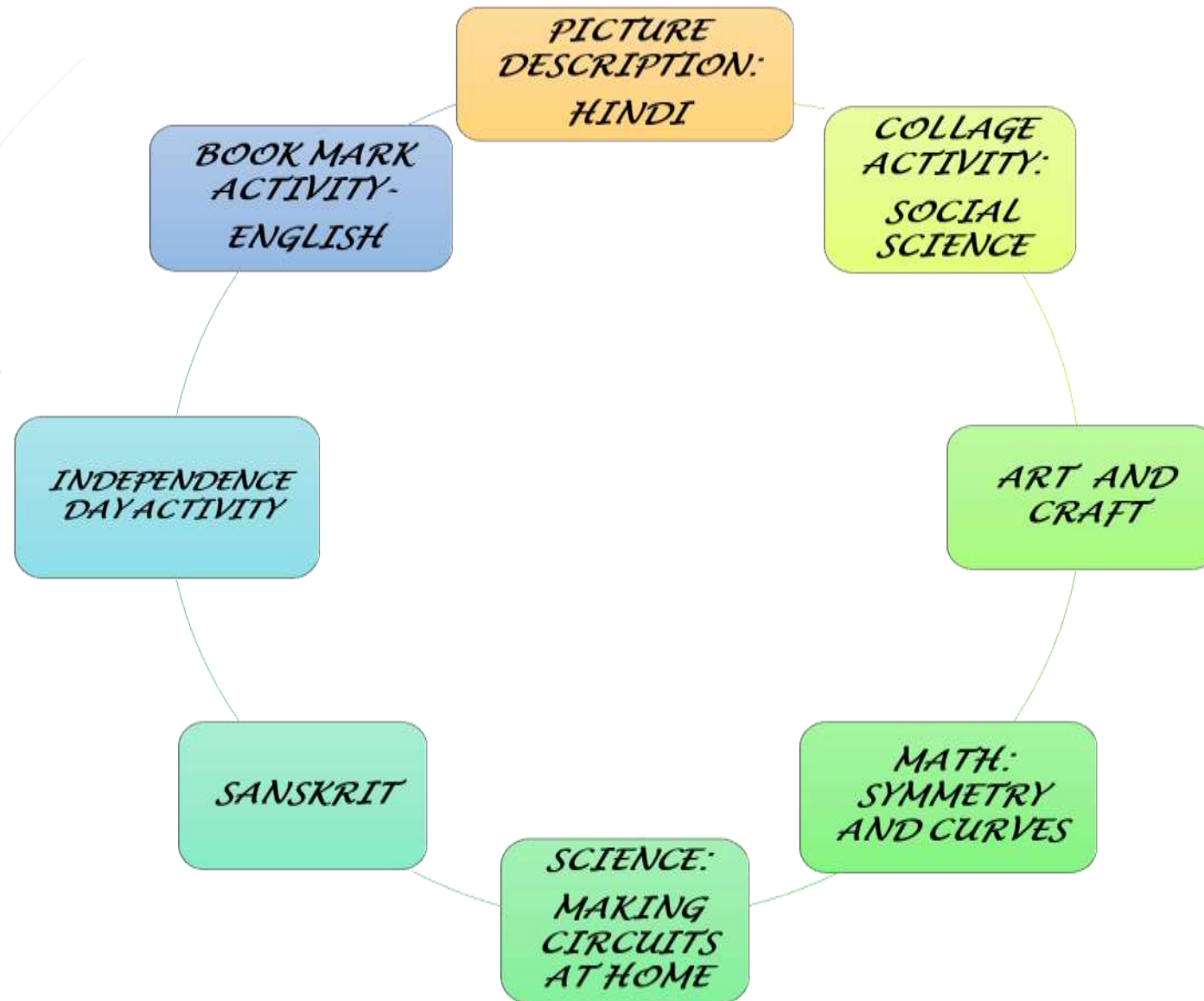


ACTIVITIES DONE IN AUGUST 2020



MARKING

THEME: NATURE'S BOUNTY

- * A Book Mark Making Activity was conducted in the classroom which was based on the theme: Nature & its bounty.
- * The students used cut-out of tree/flower/leaf, sketch pens, glitter, adhesive for the same. They also wrote quotes on them.
- * They enjoyed the activity as it gave them an opportunity to enhance their imagination & creativity.



Presented by: Raghav Sharma
Class: VI-B



Presented by: Anvi Bisht
Class: VI-C



Presented by: Anant Bhatia
Class: VI-D



Presented by: Yashika Chauhan
Class: VI-A

HINDI ACTIVITY

गतिविधि उद्देश्य :- (i) भाषा के माध्यम से चित्रण का अभ्यास
(ii) काल्पतिक शक्ति का विकास

'सड़क के किनारे एक सदर फ्लैट में बैठक का दृश्य। उसका एक दरवाज़ा सड़क वाले बरामदे में खुलता है... इस बैठक की पूरी तस्वीर बनाओ



MATH ACTIVITIES


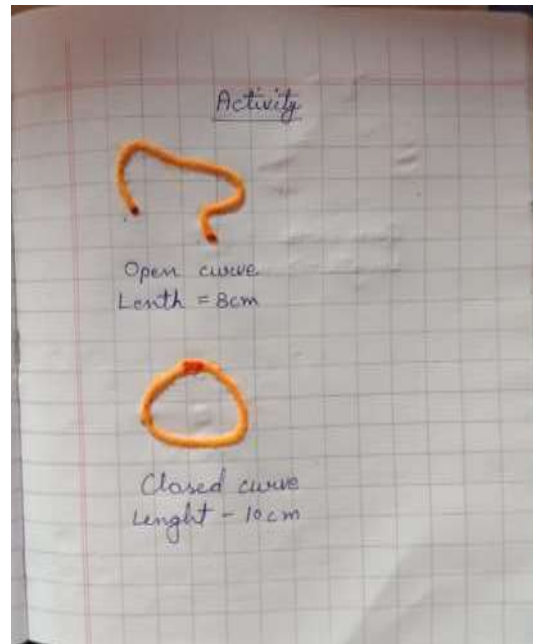
Activity 1: Symmetry

The best way a child gets to learn math is to do math. Relating the concept of symmetry to daily life brings more interest. Students get to relate nature with the subject.



CURVES

Making different types of polygons using the origami sheets give them a sense of 2 D shapes and they are able to differentiate between 2 D and 3 D objects.



COLLAGE HIGHLIGHTING THE WORK OF GOVERNMENT (SST)

- The activity involved collecting articles from the newspaper which shows the functioning of the government.
- With the help of this activity, students were able to relate the importance of various levels of government in their day to day life.



HEMANT VIC



AUGUST 2020

➤ Though the 74th Independence Day Celebration was done online, still students participated in it with great zeal, from singing patriotic songs to performing dance, orchestra etc.

➤ Students of class VI showcased their creativity by making bookmarks and writing slogans related to the freedom struggle or present social stigmas on it. Some students even recreated objects of utility from the discarded items at home (best out of waste).



GOWRI SUNIL(VI-C)



Raghav Sharma (VI-B)



Gracy Kushwaha (VI-A)



Manvi Sahu (VI-D)



Arpita Sharma (VI-B)



Anvi Bisht (VI-C)



Adwaith Krishna (VI-C)



Agastya Maurya (VI-A)



Tejas Singh (VI-A)

CURIOUS BRAINS AT WORK!

Activity 1: Making Electric Circuits



Nishant Garg of VI-A made a circuit at home and demonstrated the lighting of a bulb with the help of a battery wires and an LED.



Ayush Kumar Thakur of VI A demonstrated the use of a switch to the whole class by making a circuit.

ACTIVITY 2: A HANDS-ON ACTIVITY WAS CONDUCTED WHERE STUDENTS THEMSELVES FOUND OUT ABOUT THE MATERIALS THAT ARE USED AS CONDUCTORS AND INSULATORS.



Presented by: Ayush Kr.Thakur
Class : VI-A




Presented by: Mayank Pal
Class: VI-A

HOW TREES SEE THEIR IMAGE IN THE RIVER.



MASTER STROKES





*SUCCESSFUL PEOPLE ARE
NOT GIFTED; THEY JUST
WORK HARD, THEN
SUCCEED ON PURPOSE....*

- G.K Nelson

