



REFLECTIONS



NEWS LETTER
CLASS-VIII

Do what you can
with what you have
where you are

OUR JOURNEY IN THE DIGITAL WORLD



INTER HOUSE POEM RECITATION COMPETITION

“Poetry is when an emotion has found its thought and the thought has found words” -Robert Frost

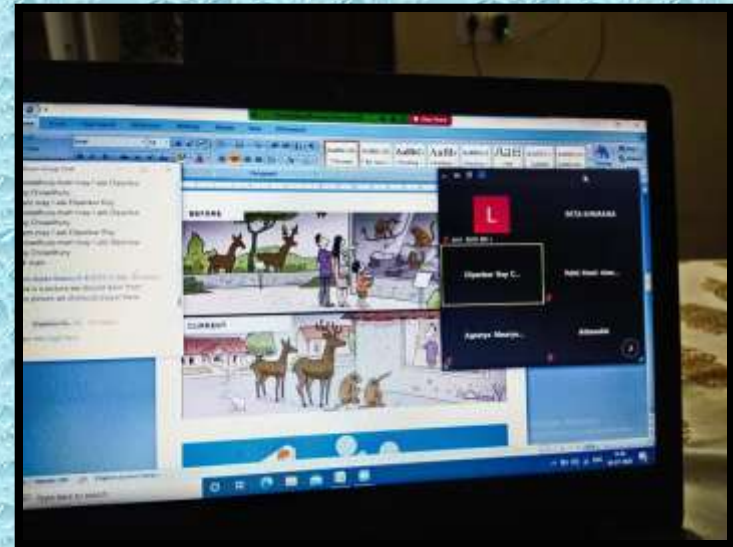
An Inter house Poetry Recitation Competition was organized on 17 July 2020 on digital platform for VI-VIII.

Beauty is the realm of poetry, children enjoy the beauty of expression, thoughts, feeling, rhyme, rhythm and music of words. Taking all these facts into consideration the children got an opportunity to exhibit their talent and confidence. The competition inspired the children to come forward and recite on their poems of different poets on digital platform.



JUST A MINUTE ACTIVITY

Just a minute activity was conducted in which students were asked to speak and describe the given picture. The activity helped in improving English conversation and their confidence.



ANIMATED VIDEOS

Animated stories of the chapters were shown and songs on poetic devices. The students also enjoyed singing these songs as well it strengthened their concepts.



ANIMAL BOOKMARK ACTIVITY



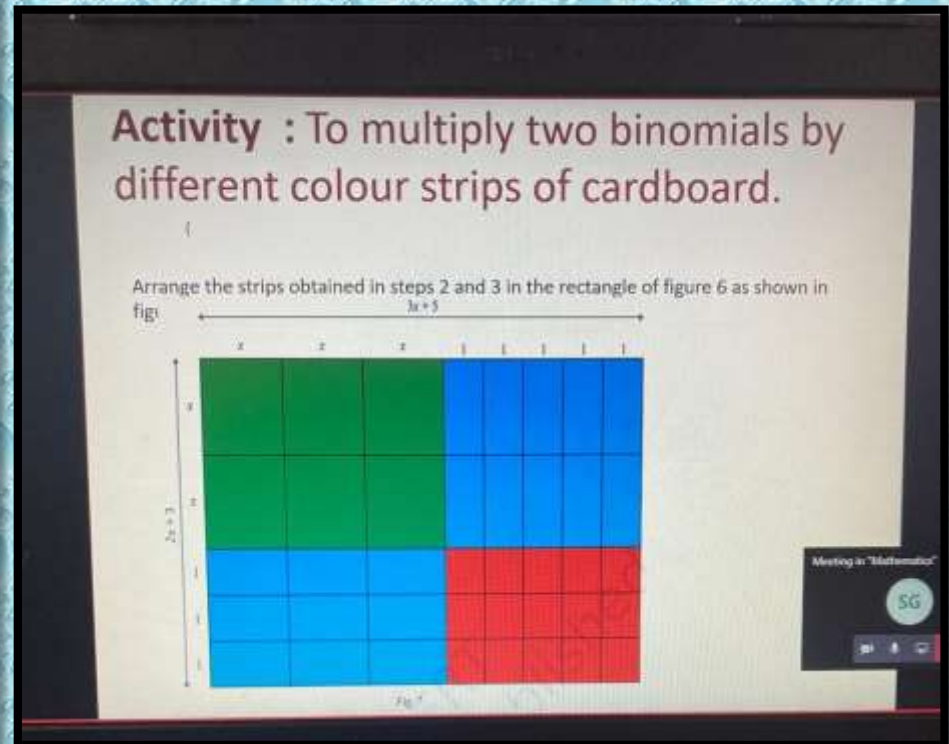
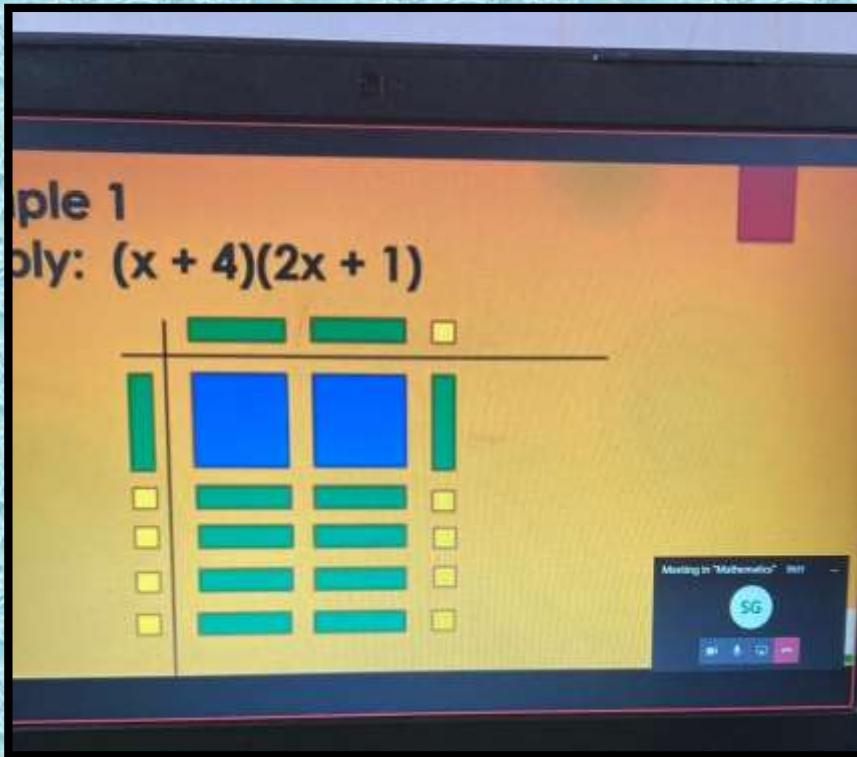
Students were asked to make a bookmark of their favourite animal and to attach it in their notebooks. Students selected animals on the basis of nature and qualities that they exhibit. It brought out the creativity of students simultaneously increasing their knowledge about animal's behaviour with reference to its habitat.

Mathematics activity Class VIII






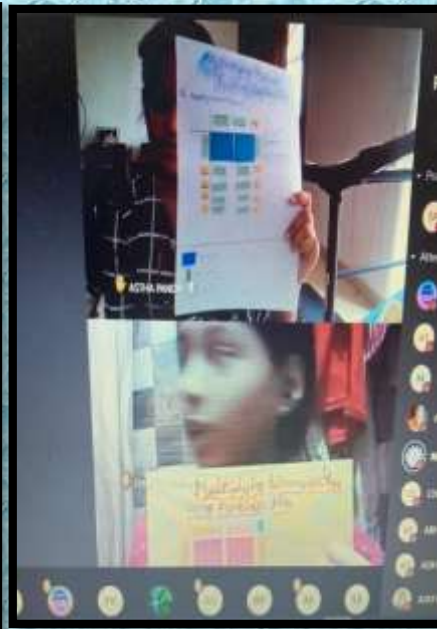
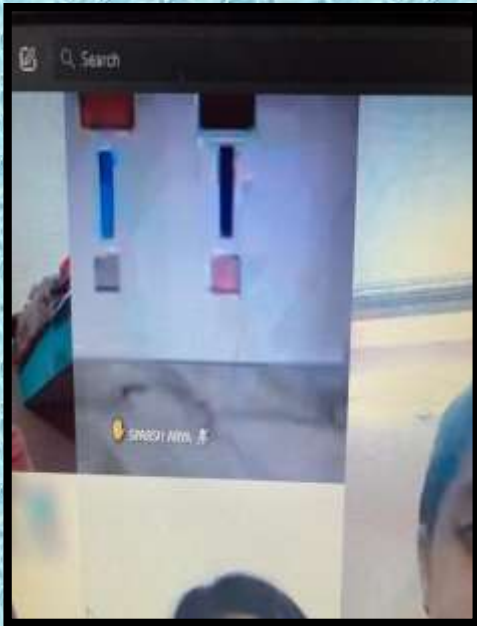
Multiplying a binomial by a binomial

After doing this activity the students will be able to multiply two binomials by using different color strips.

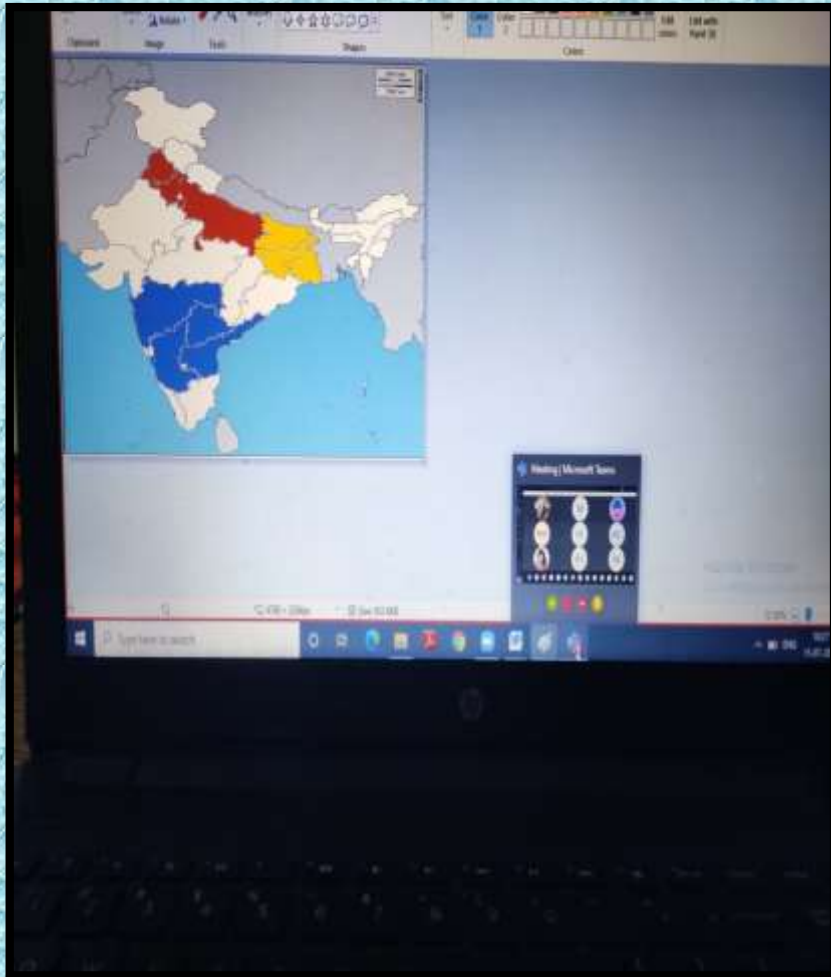
The activity was explained through a Power point presentation followed by a short video. For this the students were asked to cut squares of side 'x' units, rectangles of dimensions 'x' units x 1 unit and squares of dimension 1 unit x 1 unit from different colored papers. Then they were explained how to arrange these squares and rectangles to represent the multiplication of two binomials. Students participated actively.



Student's Response



Social Science Activity



Map Activity

- Children have done the map activity on the topic “Three land settlements” Which was introduced by the British East India Company.
- I was showing the provinces under this Settlement with different colour and children were doing the same.

Time line Activity



This activity has taken as an assessment, students were shown a blank time line with some clue and they have to identify what happened at that time. Then I write the correct answer. It was a very interactive Activity. Students were very excited to answer.

REDUCE, RESUSE AND RECYCLE ACTIVITY ON RESOURCES

❖ Q- PICK UP A STONE , TWIG , LEAF & PAPER STRAW . THINK OF HOW YOU CAN USE THESE AS RESOURE.

1. Stone – used for

- They are used for building houses .
- For making highways .
- For making accessories .
- For speed brakers .

2. Leaf – used for

- For making roofs of temporary houses .
- In making of plates and bowls.
- For making medicine
- For making tribal clothes.

3. Paper straw – used for




- For drinking juice and shakes.
- For making craft.

Chapter 1 Resources

Activity 1

How can a Stone , Leaf ,Straw and twig a resource ?

Ans.

Object	Use	
Stone	1) Making buildings. 2) Playing. 3) To break something. 4) Used as paper weight.	
Leaf	1) Eaten by animals 2) Used as plate 3) Make medicine. 4) Decoration work.	
Straw	1) Used for drinking juice etc. 2) Used for making houses.	

GEOGRAPHY

Activity:-

Pick up a stone, a leaf, a paper straw & a twig. Think of how you can use these as resources.

STONE:-

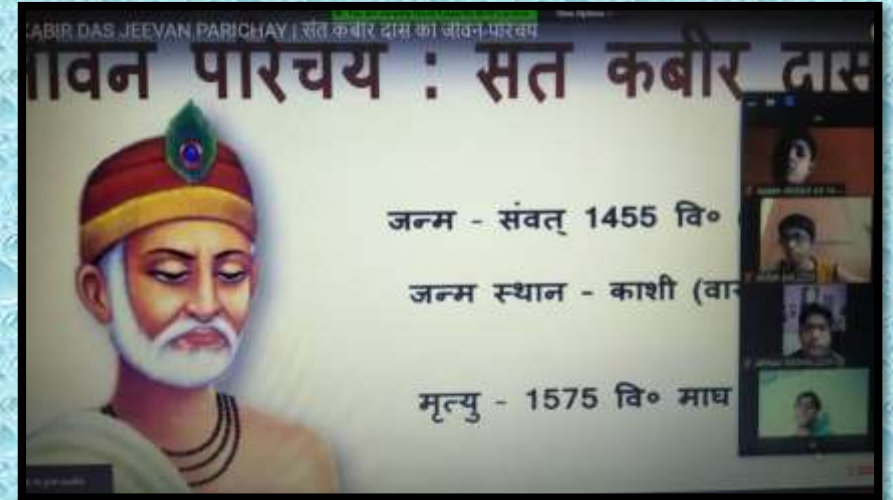
- ❖ Building homes, shops, industries and buildings.
- ❖ Paper weight.
- ❖ To be used in between railway tracks.
- ❖ To make speed breakers.
- ❖ For making statues or idol.

LEAF:-

- ❖ For making leaf plates & bowls.
- ❖ In making medicines.
- ❖ In worship.

KABIR KE ANMOL DOHA VACHAN

दोहा गायन गतिविधि
कक्षा आठवीं में दोहा
गायन गतिविधि करवाई
गई जिसमें विद्यार्थियों
ने बहुत ही उत्साहवर्धक
दोहों का गायन किया।
विद्यार्थियों ने दोहों को
कंठस्थ करके एक-एक
दोहे गाये एवं उनके अर्थ
भी बताए।



PROTECT THE SCENERY, PRESERVE THE GREENERY



INHALE THE FUTURE, EXHALE THE PAST



AMIT PAL
VIII A

ARTISTS AT THEIR BEST



ANDY VIIC



UNNATI VIID





TANISH NARANG

VIII D



DIVESH

CHAUHAN VIII C



“Start by doing what’s necessary; then do what’s possible;
and suddenly you are doing the impossible.”

– Francis of Assisi



im

POSSIBLE

Thank
you!

The image features the words "Thank you!" in a vibrant, 3D, bubbly font. The word "Thank" is rendered in a gradient of pink, purple, and orange, while "you!" is in a gradient of teal and green. The letters have a thick black outline and a 3D effect with visible depth. The text is surrounded by several yellow five-pointed stars and pink and purple ribbons with orange and green stripes, creating a celebratory and festive atmosphere. The entire graphic is set against a white background.